

How to make a Turkish Folding Map 'Museum Of Me' by Emma Jones




You will need paper, scissors, pencil/pens.

To make the map you need a square piece of paper. A4 is great for something you can keep in your bag and A3 is my choice for size to work on at home. You can make your map any size you want. To start you need to fold one edge over to line up as close as you can to the paper.



Draw your line to make the square and cut off the remainder.



Fold your paper over to the opposite edge. Each time you make a fold use your nail to make sure it has a clean line




You should now have 4 triangles.





Now fold over from top of paper to bottom.



This is what the lines now look like.



This is the tricky part. Push the side in and fold the top back over.



Then push in on the other side. Always remember to use your nail to give it a clean fold.



So now we have a pyramid looking folded paper.



You are now going to fold two points in the front to the middle of the main triangle, then turn it over and do this again on the back.



So it looks like this from above.



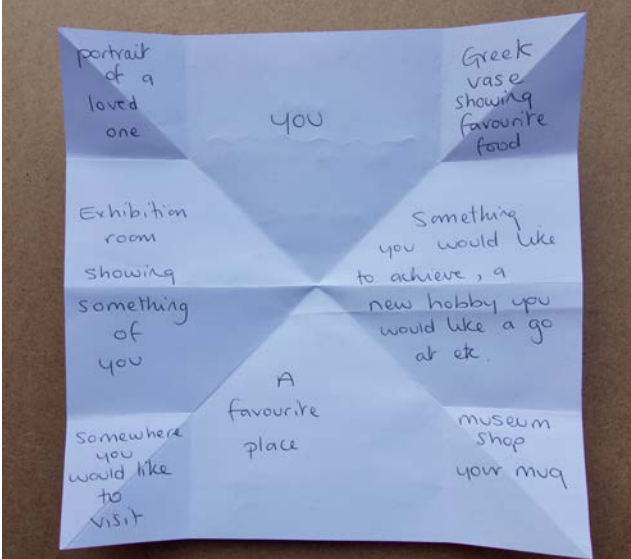
Nearly finished! Pull out the 4 points you have just folded and push each one back in on itself. Use your nail to give a crisp line.



Hurrah! You have now made a Turkish Folding Map! Now the fun part !!! Making your 'Museum Of Me'.



So mine has my favourite colours and my cat's paws making holes in my jumper! Every single one!!!



I have mapped out your museum. You could obviously change the rooms. You could do all of your museum or each room inspired by artists you like. The most important thing is to have fun!!!

Portrait of a loved one / you
Greek vase showing favourite food
Something you would like to achieve, a new hobby you would like a go at etc.

A favourite place
Museum shop - your mug.
A favourite place.
Somewhere you would like to visit.
Your exhibition room showing something of you.



Mine has a portrait of my cat, me in my hat and scarf ,a Greek vase depicting spoons and soup, a craft I would like to be much better at by the end of the year, a mug in my museum shop (I got inspired by Andy Warhol), Portmeirion one of my favourite places, I would like to visit Japan though would rather no sightings of Godzilla!, finally my exhibition room features dogs being walked as I am a volunteer dog walker at Cardiff Dog's Home. Don't forget to date it on the back. You could do one of these every year to see what changes.If you want to do with children you could have rooms for favourite toy, book etc and what you would like to be when they are older. I hope you have a go and enjoy making your Museum all about you.